



Fix-it Phonics



Sample Lesson Level 3

This pack contains a
Fix-it Phonics trial lesson.
Including samplers from the Teacher's
Pack and Student Pack:



Level 3 Student Book Sample

Entire lesson for introducing the **air** sound & shape (with clear teacher's notes). Also includes topics for speaking and listening.



Level 3 Workbook Sample

Reinforce teaching with a variety of activities which correspond with the Student Books. Secure learning with fun practice for reading and writing.



Level 3 Big Book Sample (as a poster)

Introduce your whole class to each new sound and use to develop vocabulary.



Resources CD

- Audio for Student Book lesson (including songs)
- Software Demo for Level 1-3
- Downloadable sample lessons for Levels 2 & 3

Fix-it Phonics – Level 3

Advanced Spellings

- Review of Levels 1 & 2
- 16 new stories
- 50 songs (42 review, 8 new)
- 6 chants
- 6 topic-based activities
- 10 listening tests
- Stickers with every Student Book
- Teaching notes on every page



Teaching Scope

Level 3 – Book 1

Grapheme	Vocabulary	Focus language
a-z	3 words per a-z letter	Decodable reading & writing for a-z
Level 2	4 review words per digraph	Review of Level 2 stories, reading & writing practice
oo	book, foot, hood, wood, wool	Comparatives (biggest, smallest, noisiest, softest, fastest)
oy	annoy, boy, destroy, soy, toy	
oi	boil, coins, noise, oil, soil	
aw	jigsaw, paw, saw, straw, yawn	
au	astronaut, autumn, caution, launch, saucer	In the restaurant, ordering food
ow	cow, shower, towels, town, vowels	In the town, directions, describing locations, counting
ou	clouds, fountain, house, mountain, mouse	

Level 3 – Book 2

wh	whale, wheat, wheel, whistle, white	Questions – what, where, when, why, which, who?
wh	who	
ph	alphabet, dolphin, elephant, photograph, telephone	
air	chair, fair, fairy, hair, stairs	Faces, describing hair – colours & styles
ear	pears, bear, tear	
ear	ears, hear	
Suffixes er/est full/ful ly less ness	bigger – biggest, tall – tallest, shorter – shortest mouthful, beautiful, playful, spoonful, helpful, restful lovely, quickly, slowly, quietly, loudly	Grammar focus
Level 3 Review	Focus on rhymes & visual discrimination	Decodable reading & writing tests
Review	Focus on rhymes & visual discrimination	Decodable reading & writing tests

Letterland



Fix-it Phonics

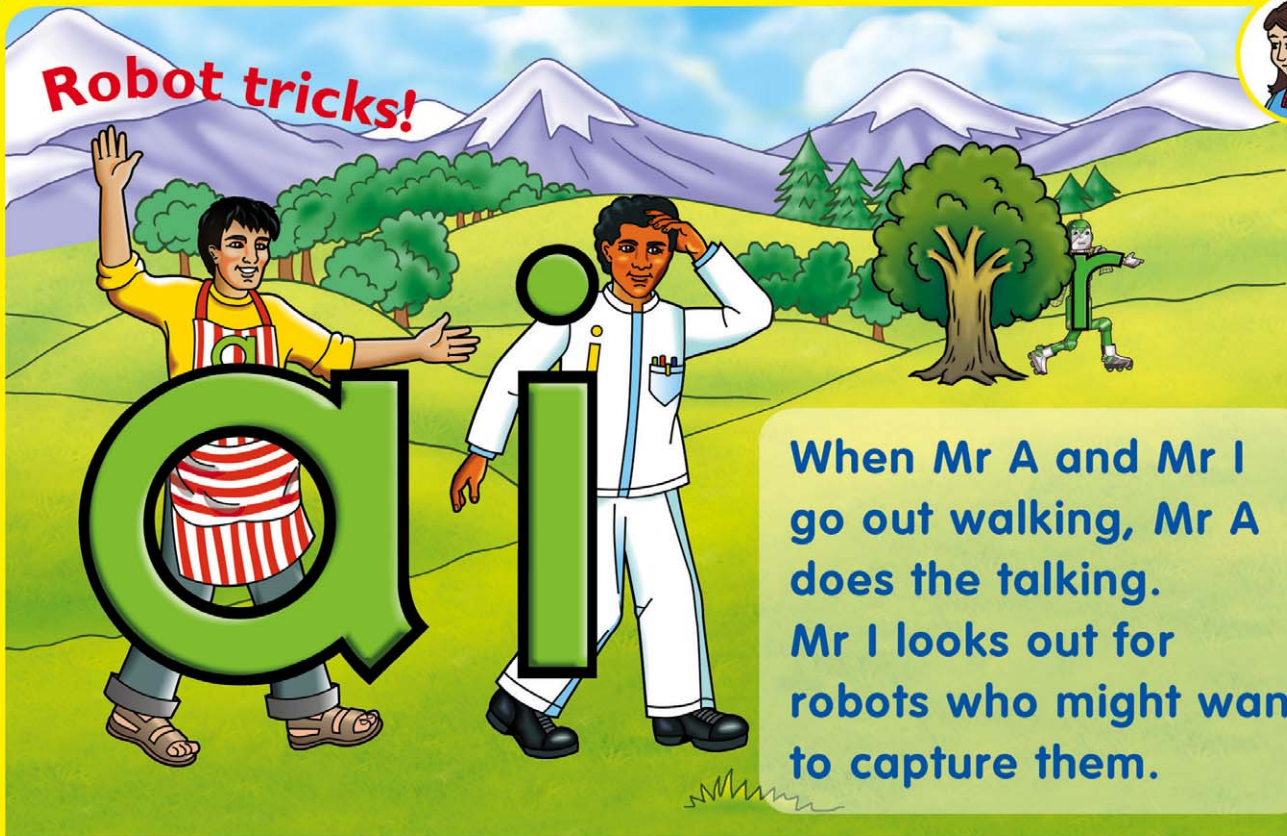
Level 3



Student
Book 2
Sample

Learn English with Letterland





When Mr A and Mr I go out walking, Mr A does the talking. Mr I looks out for robots who might want to capture them.

But sometimes, Mr I does not spot the robot in time! The robot captures both Vowel Men in his sack.

They are heavy, so the robot puffs out air and says,

"I've caught a pair!
I need air!"



Chant

Listen to the chant. If you can, join in when you listen for the second time.




Listen to the chant!

I've caught a pair!
I need air!
I've caught a pair!
I need air!
Air, air air!
Air, air air!
I've caught a pair!
I need lots of air!



Live spelling

Make these **air** words together with the Picture Code Cards. Blend the sounds together.



Act it out!

hair, fair,
stairs, chair.



Multi-sensory

In small groups, or at the front of the class, make some of these words. It is much easier to remember stories if you've acted them out!

21

For more information visit:
www.letterland.com/products/esl



Student Book



The air story

22

3 letters:
1 sound

Listen again to the story. This time look for the things in the picture where you can hear the robot puffing out hot air!

Level 3 Teaching Order:

oo oy oi au aw ow ou wh ph air ear
-s -ed -ing -er -est -ful -ly -less -ness



Vocabulary

Find these items in the picture. Listen for the robot puffing out air in these words.



hair




fair



chair



fairy



stairs



When you have finished this page, do the vocabulary exercises in Workbook 2, pages 20-27.



23

For more information visit:
www.letterland.com/products/esl



Student
Book



fair hair



dark hair



long



short



black



red



grey



blond



brown



curly



straight



spiky





Let's read Read the sentences. Then put a tick sticker in the matching box.



The fairy is on the chair.



I use a hair brush on my hair.



**Pair
work**

Work in pairs. Read the sentences to each other and point to the matching pictures. Read them again as fast as you can!

25

**For more information visit:
www.letterland.com/products/esl**



**Student
Book**



Fix-it Phonics

Level 3

	a	i	r	w	
a	j	o	e	h	i
i	c	a	o	l	a
r	v	g	r	e	i
m	f	a	i	r	
q	i	r	b		

Workbook
2 Sample

Learn English with Letterland



Find the objects that include a robot capturing Mr A and Mr I. Tick a box as you find each one.



fairy




chair



stairs

Draw lines from this robot capturing Mr A and Mr I to the things that include the robot puffing out hot air! Circle the one that doesn't.



Think of an **air** word and draw it.



Level 3 Teaching Order:

oo oy oi au aw ow ou wh ph **air** ear
-s -ed -ing -er -est -ful -ly -less -ness

Draw a line around the **air** words in the grid below. They go across and down.

c	h	a	i	r	w	s
f	a	j	o	e	h	t
a	i	c	a	o	l	a
i	r	v	g	r	e	i
r	n	m	f	a	i	r
y	p	a	i	r	b	s



stairs



fairy



hair




chair




fair

Can you find one more **air** word in the grid?

Copy it on to the lines.



Look at the pictures and read the sentences below.
Copy the correct sentence for each picture onto
the dotted lines.



- I eat my toast on my chair.
- We go to the fair.
- I will get up and brush my hair.







Level 3 Teaching Order:

oo oy oi au aw ow ou wh ph **air** ear
-s -ed -ing -er -est -ful -ly -less -ness





Draw lines to join the **air** pictures below into matching pairs.



Which picture does not have a matching pair?
Circle the correct word.



chair fair stairs
fairy hair



Write **air** on the lines to complete these words.



f _____



h _____



st _____ s



f _____ y



ch _____

Can you think of any more **air** words?



Level 3 Teaching Order:

oo oy oi au aw ow ou wh ph **air** ear
-s -ed -ing -er -est -ful -ly -less -ness

Training

Getting the most out of Letterland materials

Whether you are new to Letterland or you have enjoyed teaching it for many years, we provide training and support to suit your needs – wherever you are in the world! For support enquiries contact: training@letterland.com or see: www.letterland.com/training



Fix-it Phonics Online Videos **NEW!**

Watch FREE videos for an overview of Fix-it Phonics which includes references to key pages in the *Student Books* and *Workbooks*. See: www.letterland.com/training/videos

Fix-it Phonics Level 1 Video:



- ✓ Introducing the characters
- ✓ Action and chant
- ✓ Letter sound
- ✓ Shape
- ✓ Song
- ✓ Topics
- ✓ Vowels and Blends
- ✓ Summary



Fix-it Phonics Levels 2 and 3 Video:




- ✓ Introducing spelling patterns
- ✓ Song
- ✓ Story
- ✓ Stickers
- ✓ Vocabulary
- ✓ Reading
- ✓ Review
- ✓ Summary



Promotional Materials

Teachers or booksellers can order free promotional materials by emailing: info@letterland.com. You can also download catalogues and leaflets at: www.letterland.com/downloads



Fix-it Phonics Catalogue

Fix-it Phonics Leaflet

Letterland Catalogue

Bouncy Ben's Bookmark

ISBN: 978-1-86209-943-2 (pack of 50)




FREE promotional toys:


Order your free Letterland toys to give-away in promotions or at Letterland events (packed in a box of 80).
ISBN: 978-1-86209-802-2

**For more information visit:
www.letterland.com/training**




How to Order:

 Tel: +44 (0)1223 262675

 Fax: +44 (0)1223 264126

 Email: info@letterland.com

 Mail: **Letterland International Ltd. (Head Office)**
Riverbridge House, Guildford Road,
Leatherhead, Surrey, KT22 9AD

 Online: www.letterland.com

You can download the latest catalogues and excel order forms at: www.letterland.com/downloads

Orders from bookshops and wholesalers should go to Grantham Book Services (GBS) or contact one of our international distributors.

Grantham Book Services (GBS)

Trent Road, Grantham,
Lincolnshire, NG31 7XQ
Tel: +44 (0)1476 541080
Fax: +44 (0)1476 541061
Email: orders@letterland.com



International Distributors

China

Ian Taylor Associates
Beijing Representative Office
17C Unit 1, In Do Mansion, Hai Dian
District, Beijing, P.R.China 100098
Tel: +86 10-58732015
Fax: +86 10-58732025
Email: china@letterland.com
Web: www.iantaylorassociates.com

Middle East & North Africa

**International Publishers
Reps (IPR)**
PO Box 25731, 1311 Nicosia, Cyprus
Tel: +357 22872355/56
Fax: +357 22872359
Email: middleeast@letterland.com
Web: www.ipr-publishersreps.com

UK & other territories

Bounce Sales & Marketing Ltd.
1 Quality Court, Off Chancery Lane
LONDON WC2A 1HR
Tel: +44 (0)207 138 3650
Fax: +44 (0)207 138 3658
Email: sales@bouncemarketing.co.uk
Web: www.bouncemarketing.co.uk

Egypt

**International Language
Bookshop (ILB)**
(Fix-it Phonics licensee for Egypt)
16 El Badia Street, from El Thawra
Street, Heliopolis, PO Box 2502,
Cairo, Egypt
Tel: +202 2417 86 23
Fax: +202 2417 86 27
Email: ilb@ilbegypt.com
Web: www.ilbegypt.com

Hong Kong

**ETC Educational Technology
Connection (HK) Ltd**
Rm 1509 Cityplaza 4, Tai Koo Shing,
Hong Kong
Tel: (852) 2653 2789
Fax: (852) 2656 1627
Mobile: (852) 9437 0106
Email: hongkong@letterland.com

Japan

J&N English Club
7172-650 Nakagawa, Hosoe-cho,
Kita-ku, Hamamatsu-shi, Shizuoka-ken,
431-1304, Japan
Tel: (053) 523 1297
Fax: (053) 523 1297
Email: japan@letterland.com
Web: www.letterland.jp

Singapore (Education)

Letters @ Work
BLK 716 Jurong West Street 71#05-81
Singapore, 640716
Tel: 0065 9008 1997
Email: enquiry@lettersatwork.com
Web: www.lettersatwork.com

South Korea

Nawon Education Co. Ltd.
3rd Fl., A-Dong Yeo Myung Bldg,
1104-2 Beon Ji Hwagok 6-Dong,
Gang Seo-Gu, Seoul, Korea
Tel: (02) 2692 3688
Fax: (02) 2692 3689
Email: korea@letterland.com
Web: www.infobooks.co.kr

Taiwan

Hello! Book Club
4F, No 110 Li-teh Street (MIT Zone),
Chung Ho District, New Taipei City,
Taiwan, ROC
Tel: (02) 3234 5606
Fax: (02) 3234 2759
Email: taiwan@letterland.com